

doi:10.15199/48.2022.07.02

A Review: Compact Size and Isolation of MIMO Antenna

Abstract. The rapid growth of wireless system required additional frequency spectrum in order to tolerate the growing telecom networks. To address such requirement, MIMO technique that target on antenna arrays and diversity is an adequate solution that would be leading to achieve the high additivity and reliability. the main objective is to design a suitable MIMO antenna with optimum specification and best results such as size miniature, wide bandwidth, high efficiency, high isolation, lower envelope correlation coefficient and reduced input reflection coefficient. All research in this paper mentioned in the literature survey is aimed to display MIMO antennas that best results of the size, envelope correlation coefficient and isolation.

Streszczenie. Szybki rozwój systemu bezprzewodowego wymagał dodatkowego pasma częstotliwości, aby tolerować rosnące sieci telekomunikacyjne. Aby sprostać tym wymaganiom, technika MIMO ukierunkowana na macierze antenowe i różnorodność jest odpowiednim rozwiązaniem, które prowadziłyby do osiągnięcia wysokiej addytywności i niezawodności. głównym celem jest zaprojektowanie odpowiedniej anteny MIMO o optymalnej specyfikacji i najlepszych wynikach, takich jak miniaturowy rozmiar, szerokie pasmo, wysoka wydajność, wysoka izolacja, niższy współczynnik korelacji obwiedni i zmniejszony współczynnik odbicia wejściowego. Wszystkie badania w tym artykule, wymienione w przeglądzie literaturowym, mają na celu pokazanie anten MIMO, które mają najlepsze wyniki pod względem rozmiaru, współczynnika korelacji obwiedni i izolacji. (Przegląd stanu wiedzy na temat Kompaktowego rozmiaru i izolacji anteny MIMO)

Keywords: Compact, envelope correlation coefficient, MIMO antenna, Isolation.

Słowa kluczowe: anteny kompaktowe MIMO, izolacja

Introduction

In the previous decades, wireless communication witness considerable expansions. The antenna was primarily to development in wireless communication technology appeared. The antenna can be defined as a metallic device that works as transmitter or receiver of unguided waves. It acts as an interface between circuitry and free space and playing a vital role in the wireless communication field, it used in military and civilian system applications. As it is known. There are various types of antenna such as monopole, dipole, reflector, a slot antenna, a patch antenna and folded dipole antenna, each type of them has different attributes and applications [1]. Modern wireless communications needed a large bandwidth and high data rate because of crowded in conventional segments of spectrum, recently, a challenging task for the researcher is to design an antenna that combines both of size miniature and excellent characteristics of power consumption and cost of semiconductor have decreased significantly [2].

A proper transmission and reception can be obtained by using Micro Strip Antenna (MSA). MSA defined as a conducting patch printed on the dielectric substrate of various dielectric constant or permittivity; it has various shapes and sizes that effect on the performance of the antenna. MSA has many attractive attributes such as conformable to a planar surface, low profile, uncomplicated design, unexpansive to manufacture and robustness. Beside these attractive features MSA has a number of drawbacks such as narrow bandwidth, low gain, and poor efficiency, to address those drawbacks and obtain wide bandwidth antenna, many techniques are used, one of them is fractal geometry technique. Therefore, to design wideband antenna it needs to employ that such technique. Modern MSA must achieve both of size miniaturization and wide bandwidth while keeping antenna design as simple as possible [2].

A good antenna design played an essential role in the design of wireless communication system, international companies looking for the best design that accommodates with its products in term of size, bandwidth, gain, cost and more reliable achievement in term of capacity and quality of transmission and reception process, therefore, a proper

antenna design will enhance the performance of the overall wireless communication system as [1], [2]

The rapid growth of wireless system required additional frequency spectrum in order to tolerate the growing telecom networks. To address such requirement, MIMO technique that target on antenna arrays and diversity is an adequate solution that would be leading to achieve the high additivity and reliability. Also, dealing with MIMO antenna technique is aiming to exploit its benefit which can be 5G multi-band, or even broadband antennas to cover the interoperability of mobile services and thus, reduce system complexity. Additional demands for portable antennas include smaller size, ease of integration into the portable chassis, and coexistence with and support for MIMO systems. MIMO is one of the key elements that support 5G technology to achieve better bandwidth compared to 4G and LTE-Advance (LTE-A) systems(Wiley, no date). This technology provides additional system capacity while increasing the number of antenna elements, without the need for additional frequency or power spectrum. A high-performance MIMO system requires high isolation for each antenna element and a low envelope correlation coefficient between them. However, this needs to be spaced between items, which is difficult to find in mobile devices as it is ideally designed to be compact.

Mutual coupling

It is the description of the absorbed energy by neighboring antennas when excited. Also, it tends to change the system element's radiation patterns, input impedance and reflection coefficients. The Mutual coupling denoted by MC between N and M is given by [3]:

$$(1) \quad MC_{ij} = \exp\left(-\frac{2d_{ij}}{\lambda} (\alpha + j\pi)\right), i \neq j$$

where S is the parameter which controls the coupling, λ is the wavelength and d is the distance separated between N and M. Practically, the mutual coupling depending not only upon antenna system geometry but also on the elements' excitation. It is worth mentioning, minimizing mutual coupling does not correlate automatically to a lower value. It may be a collinear deploying pair don't radiate into each other which mean that they have low mutual coupling

meanwhile they have polarization characteristics, same beam and high correlation. In reality, the mutual coefficient must be reduced as much as possible on smartphone but the following factors must be taken in account [4]: Firstly, neighboring Scattering Objects: The careful design of the smartphone or any device can minimize the coupling cause significantly is produced by the scattering materials presence near to antenna. Secondly, common Ground Plane Currents: The usage of differential antenna design, i.e. dual polarized port antenna, which depends on its work against itself instead of the ground plane. Lastly, The Directional Radiation Between Antennas: Choosing an antenna with resonant modes can minimize the directional radiation between antennas by creating a null in the field patterns of their directions and this is difficult to achieve when the antenna's near fields lie in each other.

Envelope correlation coefficient (ECC)

It is defined as an important and interested parameter between two antennas, i.e. when evaluating diversity reception with the potential improvement due to its association with the spectral efficiency losses and performances of MIMO system degradation. The ECC is calculated by scattering parameter (S-Parameter) which is given by Equation 1 [5]:

$$(2) \rho_{ij}(e) = \frac{|\sum_{n=1}^N S_{ni} S_{nj}|}{\sqrt{(1 - \sum_{n=1}^N |S_{ni}|^2)(1 - \sum_{n=1}^N |S_{nj}|^2)}}$$

where i (1 to N) and j (1 to N) are antenna ports, n is the number of radiating elements, S_{ni} and S_{nj} are scattering parameters of antenna elements. Fig.1 shows the ECC Calculation Methods and Performance Measurement of MIMO Antenna Designs [5].

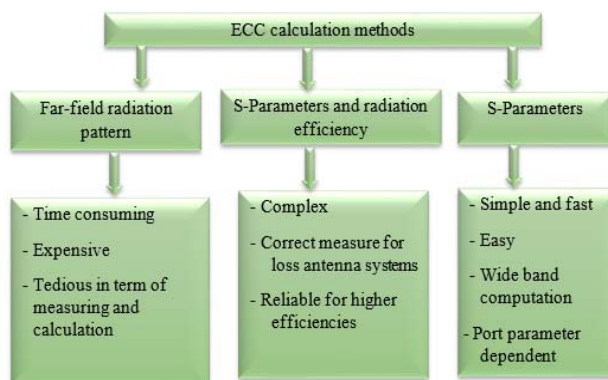


Fig.1: ECC Calculation Methods and Performance Measurement of MIMO Antenna Designs [5]

Isolation techniques

Different isolation methods for MIMO antennas, that have been reported in the recent literature, are also reported. They are grouped into main categories are:

- **Defected Ground Structure Technique:** The basic element of Defected Ground Structure (DGS) is a resonant gap or slot in the ground metal, placed directly under a transmission line and aligned for efficient coupling to the line [6].
- **Neutralization Line Technique:** By using Neutralization Line (NL), the isolation between the antenna elements can be improved. This is possible because the current of the antenna elements is neutralized. The current at the input element has been taken at a specific location when the impedance is minimum and the current is maximum and thereafter by choosing the appropriate length for the

NL its phase is revised. By feeding this revised current to the neighboring antenna, the coupled current can be decreased [7].

- **Decoupling Networks Technique:** The electromagnetic (EM) field interaction between two antennas is known as MC. It improves the radiation pattern, antenna element matching properties, and receiving element voltages. Using a Decoupling Networks (DN) technique, the isolation between antenna elements can be enhanced. The adjacent input ports are decoupled in this approach by creating a negative coupling that eliminates the coupling between the neighboring antennas [8].
- **Parasitic Elements Technique:** The Parasitic Elements (PE) antennas use two orthogonal modes of coupling in the ground plane or in the radiating patch to provide a large impedance bandwidth. An additional coupling path is used in the PE technique to improve the isolation between the antennas. Furthermore, one coupling path opposes signals coming from another coupling path, resulting in increased isolation. The simplicity of design, size, and ease of fabrication utilizing either printed circuit board technology or waveguides are the key advantages of parasitic elements antennas [6].
- **Metamaterials Technique:** Metamaterials (MM) are materials that have permeability, negative permittivity, or both. There are two types of metamaterial antennas. One that uses Double Negative (DNG), Epsilon Negative (ENG) or μ -Negative (MNG) substrate. The other one uses unit cell such as the Split Ring Resonator (SRR). Composite materials, including as plastics and metals, are used to create metamaterial-based MIMO antennas. The material's repeating pattern enables it to process electromagnetic radiation. In addition, the corresponding surface interface of a metamaterials negative permeability medium helps in the reduction of MC and increase S in isolation among antenna elements in the MIMO antenna system [2].
- **Hybrid Structure Technique:** In this section, studies that combined different isolation techniques in MIMO antennas are discussed. Some researchers, such [2] as merged DGS and metamaterials for isolation. In addition to this, while [6][7] used combined DGS and NL isolation technique between antenna elements, there are other hybrid techniques (HT).

Table 1: Advantages and disadvantage of isolation techniques

Tech.	Advantage	Disadvantage
DN	- Simple technique. - Enhancement far field properties.	- Sometimes an extra area is needed.
PE	- Control of mutual coupling. - Excellent ECC.	- band shifts when adding parasitic-elements
MM	- Improve size about of 18%. - improve channel capacity.	- Lower efficiency of 30% for substrate-antenna.
DGS	- The DGS gives small antenna size - high isolation	-Low gain
NL	- Good Impedance Matching (IM) - high isolation and lower ECC	- F_L band has wider BW when compared with F_H band.
HT	- The HT offers a compact antenna size - Good Impedance Matching - High isolation and lower ECC	-Low gain

Table 1 shows the disadvantages and advantages of isolation techniques. In this work, the hybrid technique for MIMO antennas, to achieve good impedance matching, compact antenna size and good antennas isolation with

envelope correlation coefficient FL band has wider bandwidth when compared with FH band. However, it other isolation techniques could be used to improve channel capacity, ECC and far-field characteristics.

Related for MIMO antenna systems

The researchers Jetti and Nandanavanam [8] designed an antenna with two slots on the ground to achieve a defected ground structure technique. This design increased the isolation between MIMO elements in the ultra-wideband due to the presence of a trident-shaped strip on the antenna feed-line and the bands (5400-5860) GHz and (7600-8400) GHz were covered. Besides, it achieves isolation greater than 20. Furthermore, slot on ground plane presented more suitable impedance matching properties in lower frequency bands. Fig.2 showed the fabricated MIMO antenna.




Fig.2: Geometry of MIMO antenna with defected ground structure technique [8]

A study by Wang, Member and Du [9], a MIMO antenna was designed for a dual-band that has two NL cross and similar antenna elements. The antenna elements included a parasitic ground plane, which is also a branch network containing an inner branch and an outer one printed on the bottom layer. Besides, antenna elements included a driven branch, which was on the top layer of the printed circuit board. The main part of the outer branch uses two expanded copper sheets located on the upper corners of the printed circuit board (PCB). Cross NLs were created using 4 vias. Hence, any NL finds a link through vias to the nodes of the non-corresponding antenna element at both end. The driven branch parasitic ground plane at the antenna terminal generates multiple-resonance modes. Furthermore, to mitigate the effect of cross-coupling on the low-frequency intersecting NL between the two antenna elements. However, to minimize cross-coupling at a frequency higher than 2.45 GHz, the parasitic ground branch was designed. Thus, the parasitic ground branch and the cross-neutralization help to compensate for the mutual coupling together with the vias and the driven branch.

Zhang and Pedersen [10] introduced a MIMO antenna with a circular monopole printed at a distance of 2.2 mm on the substrate. The NL is connected between two monopoles on the patch plane, as shown in Fig.3. Isolation was reduced by adding a metallic circular disc and two metal bands. The disc provided the decoupling current paths with various lengths to reduce the coupling current on the ground substrate. The circular aperture printed on the antenna reduced decoupling frequencies to 5 GHz. By adding a wideband NL at the ground substrate. The NL is connected with two antennas to reduce the bandwidth that still covered the UWB-MIMO bandwidth from 3.1 GHz to 1-5 GHz, producing isolation of about -22 dB.

Shin, Kibria and Islam [11] found that low ECC value was achieved by a hexagonal band antenna with a NL. A NL with an F-shaped antenna was used to produce more

than 15 dB of isolation. The design basically covers GSM frequency 1.8 or 1.9 GHz, Global Mobile Communications, LTE 2.3 GHz.

Another study by Yu et al. [12], a monopole antenna array was proposed. The researchers achieved improved radiation characteristics and reflection coefficient by fabricating a triangle on the ground plane and cutting a circle in the middle of each patch plane. A NL was added between the two correction plane elements, which helped to increase the isolation between the antenna elements (20 dB).

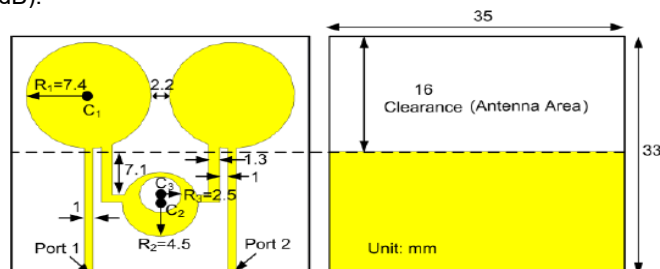


Fig.3: A Geometry of Circular Monopole printed MIMO Antenna [10]

Toktas [13] proposed a novel MIMO antenna, based on log-periodic dipole array for mobile smartphones. The antenna covered frequencies in the range of 1.86 to 3.84 GHz and was compatible with WiMAX, WLAN, LTE, and GSM. The MIMO antenna was composed of two symmetrical and orthogonal radiating elements and a NLs. The radiating element was composed of a log-periodic dipole array with a series of printed dipoles joined to a microstrip line, as shown in Fig.4. Rectangular and triangular cutting operations were performed at ground plane, carried out by the log-periodic dipole array, to increase the isolation. The MIMO antenna was connected to the NL to increase the isolation between the radiating elements. Besides, in cases where there was no NL, the adjacent antenna elements were perpendicular to each other thus causing lower current. They further reported that the density of the current distribution was increased approximately symmetrically between the longer dipoles and the shorter dipoles to the center microstrip fed line of the log-periodic dipole antennas. Hence, the decrease in surface currents from one element to another was caused by NL. Further, the NLs played an important role in decreasing the current on the log-periodic dipole antennas monopoles facing to each other.




Fig.4: Prototype Antenna Array with NLs [13]

Another study by Cheng et al. [14] proposed a new MIMO antenna, a new polarization conversion isolator was suggested to improve the isolation between two antenna elements. The reduction of mutual coupling was achieved by controlling the polarization of the coupling field. To improve the performance of the cross-polarization, four circular slots were drilled with an increase radius on the ground plane. The trade-off between the cross-polarization and mutual coupling could be adjusted with the radius of the

slots. A fabricated prototype was measured, and the results demonstrated excellent cross-polarization and mutual coupling properties, while the isolation of 19.6 dB was achieved.

The researchers Kayabasi et al. [15] suggested a novel MIMO antenna, four-port multi polarized ultra-wideband MIMO antenna system with a novel isolation technique. This antenna consisted of four triangular elements and a neutralization ring technique. The antennas were placed consecutively in an orthogonal and symmetrical order. A neutralization ring technique was achieved by combining a straight line and a rectangular ring that increased the isolation.

A study by Li et al. [16] presented MIMO antenna, a metal frame integrated 8x8 MIMO array, that operates in the LTE bands 43/42/41 (2496 - 2690 MHz, 3400 - 3800 MHz) for future 5G applications in smartphones was proposed. The presented 8x8 MIMO array was created by combining four symmetrical building blocks, each of which included a pair of dual-mode antenna elements with NLs connected in between. The part of the metal-frame was used to improve the effective resonant length of the MIMO antenna. The isolation was improved to less than 10 dB by using a NL.

Chou et al. [17] focused on a dual-band MIMO antenna. The proposed antenna covered two 2.4 - 2.484 GHz and 5.15 - 5.85 GHz frequency bands. The method to reduce mutual coupling was based on the NL technique. The isolation between the two MIMO antennas was increased to -23 and -16 dB in the two bands, respectively. The short distance of up to (18 mm) between the two elements lead to a reduction in efficiency and an increasing in coupling. The way to overcome this problem, the NL was introduced.

The researchers Zou et al. [18] proposed a novel MIMO antenna for both LTE and 5 G applications, eight MIMO antennas operating in the LTE (2.496 - 2.69 GHz and 3.3-3.7 GHz) bands for 5G metal-framed smartphone was presented. The introduced MIMO antenna system comprised of four identical dual antenna building blocks, with NL between two adjacent antenna elements. The antenna array achieved isolations of -10.5 dB and -11.0 dB and total efficiency (41- 54) % and (46 - 64) % in the LTE and 5G bands, respectively.

Fritz, Aguilar and Mendez [19] introduced a new MIMO antenna, the proposed design used a triangle shape at the patch plane with the NL linked between them. The length (42.71 mm) and width (1 mm) of the straight line was adjusted in such a way so as to avoid the creating a radiant line. Total length of the straight line was divided into three segments of the same length (C) and other length (E) to become the total length of NL (3C+2E) as shown in Fig.5 (b).

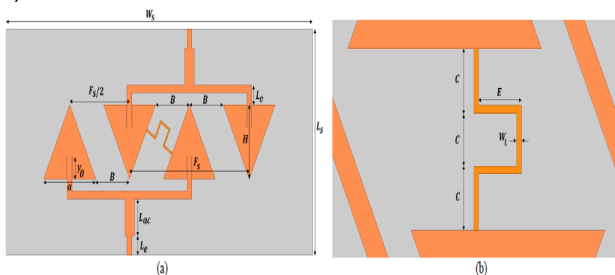


Fig.5: MIMO Antenna (a) Geometry of the Antenna (b) View of the NL [19]

A study by Gurjar et al. [20] presented sierpinski fractal MIMO antenna with two ports based on a monopole antenna. It used neutralization line technique of mutual coupling. It dimensions of the MIMO antenna 24 x 30 mm

based on a sierpinski slot unit monopole antenna results in isolation less than 16.3 dB.

The researchers Kumar et al.[21] presented a MIMO mobile antenna of dimensions 63 x 63 mm with four ports based on a monopole antenna. It obtained isolation less than 18 dB with envelope correlation coefficient less than 0.005, using neutralization line technique, as shown in Fig.6.




Fig.6: Fabricated prototype of SWB-MIMO TESCA [21].

Liu, Cheung and Yuk [22] have both suggested a new MIMO antenna, a small MIMO antenna with size 22 x 36 mm² was proposed for portable ultra-wideband (UWB) applications. The proposed design consists of a T-shaped ground stub, a slot between the two square elements was used to increase the isolation, as shown in Fig.7. The stub enhanced the matching, the slot inside the stub reflect the radiations from the elements and reduced mutual coupling to achieve an isolation better than -15 dB.

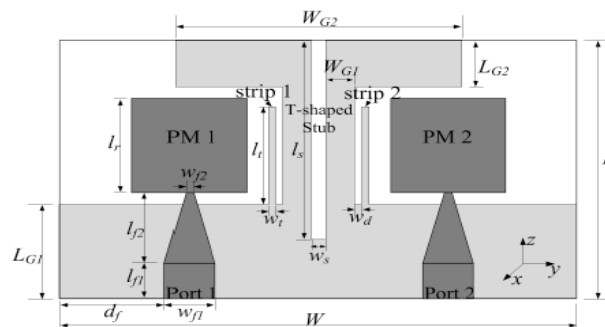


Fig.7: Geometry of the MIMO Antenna Using PE [22]

The researchers Khan et al. [23] introduced a compact MIMO antenna for ultra-wideband, design a single shared radiating element with two feedings. The compact size was achieved by a resonant stub which was joined to the ground substrate and reduced unnecessary coupled energy before it reached the other port lead to reducing the mutual coupling, and design slots in the patch plane that also helps increase isolation. The design prospects are shown in Fig.8. Meandered lines significantly reduced the overall size of the antenna. This MIMO antenna has a compact size of 24.3 x 22 x 1.6 mm³ with high isolation better than 15 dB, which makes it a great candidate for handheld devices.

Khan, Muhammad Saeed, et al. [24], To design two antenna elements with dual polarized ports. It obtained a size of 23x19 mm² with mutual coupling - 12 dB, using hybrid techniques (NL and DGS).

In addition, a study by Ou, Cai and Qian [25], a new MIMO antenna design was proposed by implementing an NL between two coupled dual-band antennas, and was based on highly spaced antennas with phase change element design principle. The antenna used a C-shape structure on the radiator. The designed NL produced a reverse coupling to create an imaginary admittance

number. Hence, the NL eliminates the unwanted coupling at the port 1 when port 2 was excited. Each antenna port added a matching inductor-capacitor (LC) network to give higher isolation.




Fig.8: MIMO Antenna with a single shared radiating element [23]

Goraia, A., Dasgupta D. and Ghatak R. [26] designed a MIMO system of 30×41 mm based on a Hilbert slot unit monopole antenna results with a bandwidth of 8.5 GHz with the mutual coupling is under 20 dB, envelope correlation coefficient less than 0.1, and efficiency less than 80%, as shown in fig.9. The MIMO antenna was proposed using hybrid techniques (neutralization line and defected ground structure).




Fig.9: Configuration of the Hilbert Fractal Slot MIMO Antenna [26]

Jeet B., Abhik G., and Rowdra G. [27] designed a MIMO system of 30.75×37.8 mm based on a Hilbert slot unit monopole antenna results with a bandwidth of 8.5GHz with the mutual coupling is under 20 dB, envelope correlation coefficient less than 0.035, and efficiency (52 - 72) %, using hybrid techniques (NLs and DGS), as shown in Fig.10.




Fig.10: A Prototype of Fractal MIMO Antenna [27]

All research previously mentioned in the literature review is aimed to design MIMO antenna with compact size, lower envelope correlation coefficient and good isolation, table 2 shows the number of designs recently published for the MIMO antenna.

Table 2: The fractal-shaped microstrip antenna

Ref.	Area (mm ³)	ECC	Isolation
[2]	21 × 24 × 0.8	0.05	21
[28]	18 × 22.8 × 0.8	-	15
[29]	62 × 38 × 1.6	-	19.3
[30]	150 × 100 × 0.8	0.003	20
[31]	30 × 24 × 1.6	0.1	12
[32]	26 × 26 × 0.762	0.1	19
[33]	150 × 200 × 0.8	0.005	14
[34]	40 × 100 × 0.76	0.1,	10
[35]	54 × 33 × 0.8	-	15
[36]	42 × 34 × 1	0.35	20
[37]	100 × 36 × 0.78	-	40
[38]	30 × 60 × 1.6	0.002	20
[39]	45 × 60 × 0.8	0.5	30
[40]	40 × 26 × 1.6	0.012	17.5
[41]	48 × 48.32 × 1.3	0.001	26.5
[42]	65 × 35 × 0.82	0.003	12
[43]	24 × 25 × 0.82	0.02	15
[44]	40 × 40 × 1.6	-	14
[45]	40 × 80 × 1.6	-	23
[46]	40 × 80 × 0.8	-	17.4
[47]	40 × 40 × 2	0.15	27
[48]	56 × 38 × 2.25	0.0004	24
[49]	137 × 77 × 3.048	-	18
[50]	42 × 42 × 1.6	-	23
[51]	100 × 80 × 4.5	17.4	17.4
[52]	139.3 × 66 × 1.6	0.15	27
[53]	58 × 44 × 1.6	0.0004	24
[54]	60 × 32 × 9	-	18
[55]	60 × 30 × 0.8	-	23
[56]	37 × 56 × 1.6	0.08	15
[57]	24 × 49 × 0.8	0.03	12.5
[58]	150 × 200 × 1.6	0.1	10
[59]	50 × 70 × 1.6	-	20
[60]	42 × 39.7 × 1.6	-	15
[61]	45 × 80 × 1.57	0.062	15
[62]	30.75 × 29.4 × 1.6	0.5	20
[63]	80 × 100 × 0.8	-	16.5
[64]	120 × 60 × 0.8	-	20
[65]	50 × 50 × 3.17	-	24
[66]	50 × 25 × 1.6	0.3	15
[67]	68 × 31 × 1.6	0.0.4	20
[68]	50 × 25 × 1.6	0.3	22
[69]	36 × 22 × 1.6	0.25	20
[70]	54 × 23 × 1.6	0.0006	20
[71]	52.8 × 32.4 × 0.03	0.0004	42
[72]	47.22 × 35.33 × 1.57	0.005	20
[73]	120 × 60 × 1.52	0.0056	12
[74]	26 × 46 × 0.8	0.002	21.5
[75]	21 × 24 × 0.8	0.05	18.5
[76]	21 × 24 × 0.8	0.0	21
[77]	24 × 21 × 0.8	0.002	18.5
[78]	31 × 31 × 0.8	0.0008	29
[79]	20 × 25 × 0.8	0.026	22
[80]	12.5 × 37 × 0.8	0.009	16
[81]	12.5 × 37 × 0.8	0.002	34

Conclusion

This paper presents a survey of isolation techniques to reduce mutual coupling, with the key focus on some important design parameters such as isolation, ECC, and size. Further, different MIMO antenna designs and isolation techniques are also presented. Different isolation methods for MIMO antennas, that have been reported in the recent literature, are also reported.

Authors: Anwer Jabbar Hasan Al-saedi, Email: 100415316@alumnos.uc3m.es; Jesus Carretero Perez, Email: jesus.carretero@uc3m.es.

REFERENCES

- [1] A.J.A.Al-Gburi, I.M.Ibrahim, Z. Zakaria, M.Y. Zeain, H. Alwareth, A.M. Ibrahim and H.H.Keriee, "High Gain of UWB CPW-fed mercedes-shaped printed monopole antennas for UWB applications. Prz. Elektrotech, 5, pp.70-73, 2021.
- [2] A. M. Ibrahim, I. M. Ibrahim, and N. A. Shairi, "Review isolation techniques of the MIMO antennas for Sub-6," Prz. Elektrotechniczny, vol. 97, no. 1, pp. 3–9, 2021.
- [3] X. Chen, S. Zhang, and Q. Li, "A Review of Mutual Coupling in MIMO Systems," IEEE Access, vol. XX, no. c, 2018.
- [4] R. Garg, P. Bharia, I. Bahi, and A. Ittipiboon, "MICROSTRIP ANT DESIG HANDBOOK." Artech House, London, 2001.
- [5] I. Nadeem and D. Y. Choi, "Study on Mutual Coupling Reduction Technique for MIMO Antennas," IEEE Access, vol. 7, no. c, pp. 563–586, 2018.
- [6] B.H. Ahmad, T.R. Al-Shaikhi, N.Hassan, A.M.Ibrahim, P.E.Lim and N.S. Nordin, " A review on echo and phase inverted scanning in acoustic microscopy for failure analysis," Przegład Elektrotechniczny, 1(3), pp.11-16, 2021, doi: 10.15199/48.2021.03.02.
- [7] A. M. Ibrahim, I. M. Ibrahim, and N. A. Shairi, "Compact MIMO Slot Antenna of Dual-Bands for LTE and 5G Applications," Int. J. Adv. Sci. Technol, 28(13), pp.239-246,2019.
- [8] C. R. Jetty and V. R. Nandanavanam, "Trident-shape strip loaded dual band-notched UWB MIMO antenna for portable device applications," AEUE - Int. J. Electron. Commun., 2017.
- [9] S. Wang, S. Member, and Z. Du, "Decoupled Dual-Antenna System Using Crossed Neutralization Lines for LTE / WWAN Smartphone Applications," IEEE Antennas Wirel. Propag. Lett., vol. 14, pp. 523–526, 2015.
- [10] S. Zhang and G. F. Pedersen, "Mutual Coupling Reduction for UWB MIMO Antennas with a Wideband Neutralization Line," IEEE Antennas Wirel. Propag. Lett., v. 1225, no. c, 5–8, 2015.
- [11] W. H. Shin, S. Kibria, and M. T. Islam, "HEXA BAND MIMO ANTENNA WITH NEUTRALIZATION LINE FOR LTE," Microw. Opt. Technol. Lett., vol. 58, no. 5, pp. 1198–1204, 2016.
- [12] Y. Yu, X. Liu, Z. Gu, and L. Yi, "A Compact Printed Monopole Array with Neutralization Line for UWB Applications," IEEE Int. Symp. Antennas Propag., pp. 1779–1780, 2016.
- [13] A. Toktas, "Log-periodic dipole array-based MIMO antenna for the mobile handsets," J. Electromagn. Waves Appl., vol. 5071, no. January, 2016.
- [14] Y. F. Cheng, X. Ding, W. Shao, and B. Z. Wang, "Reduction of Mutual Coupling Between Patch Antennas Using a Polarization-Conversion Isolator," IEEE Antennas Wirel. Propag. Lett., vol. 16, pp. 1257–1260, 2017.
- [15] A. Kayabasi, A. Toktas, E. Yigit, and K. Sabanci, "Triangular quad-port multi-polarized UWB MIMO antenna with enhanced isolation using neutralization ring," AEU - Int. J. Electron. Commun., vol. 85, pp. 47–53, 2018.
- [16] Y. Li, C. Y. D. Sim, Y. Luo, and G. Yang, "Metal-frame-integrated eight-element multiple-input multiple-output antenna array in the long term evolution bands 41/42/43 for fifth generation smartphones," Int. J. RF Microw. Comput. Eng., vol. 29, no. 1, pp. 1–12, 2019.
- [17] J. H. Chou, J. F. Chang, D. B. Lin, and T. L. Wu, "Dual-band WLAN MIMO antenna with a decoupling element for full-metallic bottom cover tablet computer applications," Microw. Opt. Technol. Lett., vol. 60, no. 5, pp. 1245–1251, 2018.
- [18] H. Zou, Y. Li, B. Xu, Y. Luo, M. Wang, and G. Yang, "A dual-band eight-antenna multi-input multi-output array for 5G metal-framed smartphones," RF Microw. Comput. -AIDED Eng., no. March, pp. 1–15, 2019.
- [19] E. Fritz-Andrade, H. Jardon-Aguilar, and J. A. Tirado-Mendez, "Mutual coupling reduction of two 2x1 triangular-patch antenna array using a single neutralization line for MIMO applications," Radioengineering, vol. 27, no. 4, pp. 976–982, 2018.
- [20] R. Gurjar, D. K. Upadhyay, B. K. Kanaujia, and A. Kumar, "A compact modified sierpinski carpet fractal UWB MIMO antenna with square-shaped funnel-like ground stub," AEU - Int. J. Electron. Commun., vol. 117, p. 153126, 2020.
- [21] D. Kumar Raheja, S. Kumar, B. Kumar Kanaujia, S. Kumar Palaniswamy, R. Rao Thipparaju, and M. Kanagasabai, "Truncated elliptical Self-Complementary antenna with Quad-Band notches for SWB MIMO systems," AEU - Int. J. Electron. Commun., vol. 131, no. January, 2021.
- [22] L. Liu, S. W. Cheung, and T. I. Yuk, "Compact MIMO Antenna for Portable UWB Applications with Band-Notched Characteristic," IEEE Trans. Antennas Propag., vol. 2, no. c, 2015.
- [23] M. S. Khan, A. Capobianco, A. Iftikhar, R. M. Shubair, E. Anagnostou, and B. D. Braaten, "Ultra-compact dual-polarised UWB MIMO antenna with meandered feeding lines," IET Microwaves, Antennas Propag., pp. 997–1002, 2017.
- [24] M. S. Khan, M. F. Shafique, A. Naqvi, A. D. Capobianco, B. Ijaz, and B. D. Braaten, "A miniaturized dual-band MIMO antenna for WLAN applications," IEEE Antennas Wirel. Propag. Lett., vol. 14, pp. 958–961, 2015.
- [25] Y. Ou, X. Cai, and K. Qian, "Two-Element Compact Antennas Decoupled with a Simple Neutralization Line," Electromagn. Res. Lett., vol. 65, no. November 2016, pp. 63–68, 2017.
- [26] A. Gorai, A. Dasgupta, and R. Ghatak, "A compact quasi-self-complementary dual band notched UWB MIMO antenna with enhanced isolation using Hilbert fractal slot," AEU - Int. J. Electron. Commun., vol. 94, no. December 2017, pp. 36–41, 2018.
- [27] J. Banerjee, A. Gorai, and R. Ghatak, "Design and analysis of a compact UWB MIMO antenna incorporating fractal inspired isolation improvement and band rejection structures," AEU - Int. J. Electron. Commun., vol. 122, p. 153274, 2020.
- [28] B. Yang, J. Dong, H. Luo, L. Wu, Q. Zeng, and X. Cao, "Compact UWB MIMO antenna with quasi-self-complementary half-slot structure," 2020 IEEE MTT-S Int. Conf. Numer. Electromagn. Multiphysics Model. Optim. NEMO 2020, pp. 1–4, 2020.
- [29] G. Han, L. Pei, L. Li, Z. Fang, and L. Han, "Study on Improving the Isolation of MIMO Antenna," 2020 Int. Conf. Microw. Millim. Wave Technol. ICMMT 2020 - Proc., pp. 2020–2022, 2020.
- [30] M. Y. Jamal, M. Li, and L. Jiang, "A Novel Planar Dual CP MIMO Antenna with Polarization Diversity and High Isolation," 2020 IEEE Int. Symp. Antennas Propag. North Am. Radio Sci. Meet. IEEECONF 2020 - Proc., pp. 1927–1928, 2020.
- [31] M. Nirmala, M. Bharathi, and N. Deepika Rani, "Isolation Improvement of Multiband Fractal MIMO Antenna for Wireless Applications," Proc. - 2020 IEEE India Council. Int. Subsections Conf. INDICON 2020, pp. 8–11, 2020.
- [32] Q. Li and Y. Sun, "A High Isolation UWB MIMO Antenna based on Angle Diversity," 2020 IEEE MTT-S Int. Wirel. Symp. IWS 2020 - Proc., pp. 10–12, 2020.
- [33] A. Ahmad and F. A. Tahir, "Multiband Reconfigurable MIMO Antenna for GSM/GPS/GLONASS/LTE/WWAN Wireless Terminals," 2020 Int. Conf. UK-China Emerg. Technol. UCET 2020, pp. 5–6, 2020.
- [34] S. S. Jehangir, R. Hussain, and M. S. Sharawi, "A Novel Frequency Reconfigurable Yagi-Like MIMO Antenna System," 14th Eur. Conf. Antennas Propagation, EuCAP 2020, vol. 1, pp. 8–10, 2020.
- [35] H. Li and N. Gong, "An SRR and CSRR Based UWB-MIMO Antenna," 2020 IEEE Int. Symp. Antennas Propag. North Am. Radio Sci. Meet. IEEECONF 2020 - Proc., vol. 2, pp. 679–680
- [36] M. Usman, K. Pedram, Y. Zhu, C. Yu, and A. Zhu, "Highly Isolated Compact Tri-Band MIMO Antenna with Trapezoidal Defected Ground Plane for 5G Communication Devices," 2020 Int. Conf. UK-China Emerg. Technol. UCET 2020, pp. 5–8, 2020.
- [37] M. U. Ullah, A. Aziz, R. Khalid, I. Malik, R. Ali, and S. Noor, "MIMO Textile Antenna for 5.2 GHz Medical Wearable Monitoring Systems," Proc. - 2020 23rd IEEE Int. Multi-Topic Conf. INMIC 2020, no. 2, pp. 21–24, 2020.
- [38] A. H. Jabire et al., "Design of a Compact UWB/MIMO Antenna with High Isolation and Gain," Proc. 2020 IEEE Work. Microw. Theory Tech. Wirel. Commun. MTTW 2020, pp. 72–75, 2020.
- [39] A. H. Abdelgwad and M. Ali, "Mutual Coupling Reduction of a Two-element MIMO Antenna System Using Defected Ground Structure," 2020 IEEE Int. Symp. Antennas Propag. North Am. Radio Sci. Meet. IEEECONF 2020 - Proc., pp. 1909–1910
- [40] S. K. Badi and O. P. Acharya, "Isolation Enhancement in MIMO with Low Space Diversity for 5G/WLAN Applications," Int. Conf. Adv. Commun. Technol. Signal Process. ACTS 2020, 2020.
- [41] M. Sangwan, G. Panda, and P. Yadav, "A Design and Analysis of P Cut MIMO Patch Antenna for Reduce of Mutual Coupling in Wireless Range," Proc. 5th Int. Conf. Inven. Comput. Technol. ICICT 2020, pp. 919–926, 2020.
- [42] C. M. Krishna, M. Mamatha, and J. P. Kumar, "Mickey Mouse Modeled MIMO Antenna for Extended UWB Applications,"

- Proc. 4th Int. Conf. Comput. Methodol. Commun. ICCMC 2020, no. Iccmc, pp. 522–527, 2020.
- [43] A. Mansoul and M. Nedil, "Compact and Reconfigurable Multiband 2-Element MIMO Slot Antenna for Advanced Communication Systems," 2020 IEEE Int. Symp. Antennas Propag. North Am. Radio Sci. Meet. IEEECONF 2020 - Proc., pp. 575–576, 2020.
- [44] V. Rajeshkumar and R. Rajkumar, "SRR Loaded Compact Tri-Band MIMO Antenna for WLAN / WiMAX Applications," vol. 95, no. October 2020, pp. 43–53, 2021.
- [45] A. S. Pradeep, G. A. Bidkar, and M. Jagadish, "Design and Research of Modified Split Ring Resonator for Reduction of Mutual Coupling in Microstrip Patch Antenna Array," Int. J. Eng. Adv. Technol., vol. 8, no. 6, pp. 3688–3691, 2019.
- [46] A. H. Jabire, H.-X. Zheng, A. Abdu, and Z. Song, "Characteristic Mode Analysis and Design of Wide Band MIMO Antenna Consisting of Metamaterial Unit Cell," Electronics, vol. 8, no. 1, p. 68, 2019.
- [47] J. Li, J. Shi, K. Feng, Z. Xiao, J. Chen, and A. Zhang, "Isolation enhanced circularly polarized patch antenna array using modified electric-field-coupled resonator," Int. J. RF Microw. Comput. Eng., vol. 29, no. 5, pp. 1–7, 2019.
- [48] R. Mark and S. Das, "Near Zero Parameter Metamaterial Inspired Superstrate for Isolation Improvement in MIMO Wireless Application," Frequenz, vol. 0, no. 0, 2019.
- [49] N. L. Nguyen and V. Y. Vu, "Gain enhancement for MIMO antenna using metamaterial structure," Int. J. Microw. Wirel. Technol., pp. 2–13, 2019.
- [50] L. S. I. Iming, H. A. J. lang, X. L. V In, and J. U. N. D. Ing, "Broadband extremely close-spaced 5G MIMO antenna with mutual coupling reduction using metamaterial-inspired superstrate," Opt. Express, vol. 27, no. 3, pp. 3472–3482, 2019.
- [51] M. Rezapour, J. A. Rashed-Mohassel, A. Keshtkar, and M. N. Moghadasi, "Suppression of mutual coupling in rectangular dielectric resonator antenna arrays using Epsilon-Negative metamaterials (ENG)," J. Electromagn. Waves Appl., vol. 33, no. 9, pp. 1211–1223, 2019.
- [52] S. Sahandabadi and S. V. A. D. Makki, "Mutual coupling reduction using complementary of SRR with wire MNG structure," Microw. Opt. Technol. Lett., vol. 61, no. 5, pp. 1231–1234, 2019.
- [53] X. Tan, W. Wang, Y. Wu, Y. Liu, and A. A. Kishk, "Enhancing Isolation in Dual-Band Meander-Line Multiple Antenna by Employing Split EBG Structure," IEEE Trans. Antennas Propag., vol. 67, no. 4, pp. 2769–2774, 2019.
- [54] R. Mark, N. Rajak, K. Mandal, and S. Das, "Metamaterial Based Superstrate towards the Isolation and Gain Enhancement of MIMO Antenna for WLAN application," AEUE - Int. J. Electron. Commun., 2019.
- [55] G. Y. Jin, C. Z. Du, K. J. Li, Z. L. Zhao, W. Q. Zheng, and F. H. Yang, "A Quad-Band MIMO Antenna for WLAN/WiMAX/7GHz X-Band Applications," 2020 Int. Conf. Microw. Millim. Wave Technol. ICMMT 2020 - Proc., pp. 2020–2022, 2020.
- [56] S. Chouhan, V. S. Kushwah, D. K. Panda, and S. Singhal, "Spider-shaped fractal MIMO antenna for WLAN/WiMAX/Wi-Fi/Bluetooth/C-band applications," AEU - Int. J. Electron. Commun., vol. 110, p. 152871, 2019.
- [57] I. Mohamed, M. Abdalla, A. E.-A. Mitkees, and A. M. Ibrahim, "International Journal of Electronics and Communications (AEU) Perfect isolation performance among two-element MIMO antennas," AEUE - Int. J. Electron. Commun., vol. 107, pp. 21–31, 2019.
- [58] K. L. Wong, B. W. Lin, and S. E. Lin, "High-isolation conjoined loop multi-input multi-output antennas for the fifth-generation tablet device," Microw. Opt. Technol. Lett., vol. 61, no. 1, pp. 111–119, 2019.
- [59] S. Anand, P. K. Rao, and G. Bharti, "Dielectric resonator based composite MIMO antenna for WLAN/WiMAX Applications," 2020 IEEE Students' Conf. Eng. Syst. SCES 2020, pp. 7–12
- [60] K. K. Guan, G. Zhao, and M. S. Tong, "A Compact Monopole MIMO Antenna for WLAN Communications," 2020 IEEE MTT-S Int. Conf. Numer. Electromagn. Multiphysics Model. Optim. NEMO 2020, pp. 10–12, 2020.
- [61] M. Mishra, R. S. Kshetrimayum, and S. Chaudhuri, "Low Mutual Coupling Dual-port Dual-band MIMO Antenna Array for Mobile Terminal," 2020 33rd Gen. Assem. Sci. Symp. Int. Union Radio Sci. URSI GASS 2020, no. September, pp. 5–8
- [62] P. Ghandade, S. Parkar, A. Chauhan, H. Mhatre, and A. Chaudhari, "Compact Octagonal Shaped Monopole UWB MIMO Antenna with Dual Band-Notch Characteristics," 2020 3rd Int. Conf. Commun. Syst. Comput. IT Appl. CSCITA 2020 - Proc., no. 2, pp. 100–104, 2020.
- [63] M. B. E. N. Yamna and H. Sakli, "UWB-MIMO Antenna with High Isolation Using Stub Dedicated to Connected Objects," Proc. - STA 2020 2020 20th Int. Conf. Sci. Tech. Autom. Control Comput. Eng., vol. 297, pp. 297–300, 2020.
- [64] J. F. Bian and Q. X. Chu, "A Compact High-Isolation MIMO Antenna with Coupling Neutralization Line," 2020 IEEE Asia-Pacific Conf. Antennas Propagation, APCAP 2020 - Proc., vol. 2, pp. 2020–2022, 2020.
- [65] J. F. Li, D. L. Wu, G. Zhang, Y. J. Wu, and C. X. Mao, "A Left/Right-Handed Dual Circularly-Polarized Antenna with Duplexing and Filtering Performance," IEEE Access, vol. 7, pp. 35431–35437, 2019.
- [66] P. Pannu and D. K. Sharma, "A Compact 2-Port Ultra-Wideband MIMO Antenna with Modified Ground Plane," Proc. 4th Int. Conf. Inven. Syst. Control. ICISC 2020, no. Icisc, pp. 553–557, 2020.
- [67] K. A. Al-Hammami, A. R. S. Omar, M. M. Qwakneh, and Y. S. Faouri, "Hexagonal Patch Shaped MIMO Antenna for Frequency Agility," 2020 IEEE Int. Conf. Commun. Networks Satell. Comnetsat 2020 - Proc., pp. 301–305, 2020.
- [68] P. Pannu and D. K. Sharma, "UWB-MIMO Antenna with Stop Band behavior and High Isolation," Proc. 2020 IEEE Int. Women Eng. Conf. Electr. Comput. Eng. WIECON-ECE 2020, pp. 276–279, 2020.
- [69] R. Saleem, A. Quddus, M. Bilal, T. Shabbir, S. M. Abbas, and M. F. Shafique, "A Wideband MIMO Antenna with Fixed and Reconfigurable Band Notch Characteristics for UWB Systems," 2020 IEEE Int. Symp. Antennas Propag. North Am. Radio Sci. Meet. IEEECONF 2020 - Proc., pp. 471–472, 2020.
- [70] D. A. Tuan, L. Q. Tu, D. T. T. Tu, N. V. Hung, L. H. Thach, and N. H. Vu, "A compact decoupling structure applied in MIMO antennas for wideband radar applications," Proc. - 2020 Int. Conf. Green Hum. Inf. Technol. ICGHIT 2020, pp. 50–53, 2020.
- [71] N. Kalva, J. C. Dash, and J. Mukherjee, "Isolation Enhancement in Compact MIMO Antenna Using Dual-Stub Loaded Resonator," 2020 IEEE Int. Symp. Antennas Propag. North Am. Radio Sci. Meet. IEEECONF 2020 - Proc., pp. 1391–1392, 2020.
- [72] J. C. Dash, N. Kalva, S. Kharche, and J. Mukherjee, "Isolation Enhancement of Closely Spaced MIMO System Using Inverted Fork Shaped Decoupling Structure," 14th Eur. Conf. Antennas Propagation, EuCAP 2020, pp. 29–31, 2020.
- [73] A. Pant, M. Singh, and M. S. Parihar, "International Journal of Electronics and Communications Regular paper A frequency reconfigurable / switchable MIMO antenna for LTE and early 5G applications," Int. J. Electron. Commun., vol. 131, no. February, 2021.
- [74] A. M. Ibrahim, I. M. Ibrahim, and N. A. Shairi, "Compact MIMO slots antenna design with different bands and high isolation for 5G smartphone applications," Baghdad Sci. J., vol. 16, no. 4, pp. 1093–1102, 2019.
- [75] A. M. Ibrahim, I. M. Ibrahim, and N. A. Shairi, "Compact V-shaped MIMO Antenna for LTE and 5G Communications," Pr. Elektrotechniczny, vol. 96, no. 10, pp. 43–46, 2020, doi: 10.15199/48.2020.10.07.
- [76] A. M. Ibrahim, I. M. Ibrahim, and N. A. Shairi, "Compact V-shaped MIMO antenna for LTE and 5G applications," Pr. Elektrotechniczny, vol. 96, no. 11, pp. 84–89, 2020.
- [77] A. M. Ibrahim, I. M. Ibrahim, and N. A. Shairi, "Compact MIMO Antenna with High Isolation for 5G Smartphone Applications," J. J. Eng. Sci. Technol., vol. 12, no. 6, pp. 121–125, 2019.
- [78] A. M. Ibrahim, I. M. Ibrahim, and N. A. Shairi, "Compact Crescent Slot MIMO Antenna with Quad Bands and High Isolation for LTE and 5G communications," Pr. Elektrotechniczny, vol. 96, no. 12, pp. 19–25, 2020.
- [79] A. H. Mousa, M. Azlishah, B. I. N. Othman, M. Z. Abidin, and A. M. Ibrahim, "Sierpinski MIMO Antenna for 5G Applications," Pr. Elektrotechniczny, no. 7, pp. 126–131, 2021.
- [80] A. H. Mousa, M. Azlishah, B. I. N. Othman, M. Z. Abidin, and A. M. Ibrahim, "Fractal H-Vicsek MIMO Antenna for 5G Communications," Pr. Elektrotechniczny, no. 6, pp. 15–20, 2021.
- [81] A. M. Ibrahim, I. M. Ibrahim, and N. A. Shairi, "Compact MIMO antenna for LTE and 5G applications," Int. J. Microw. Opt. Technol., 15(4), pp.360-368,2020.